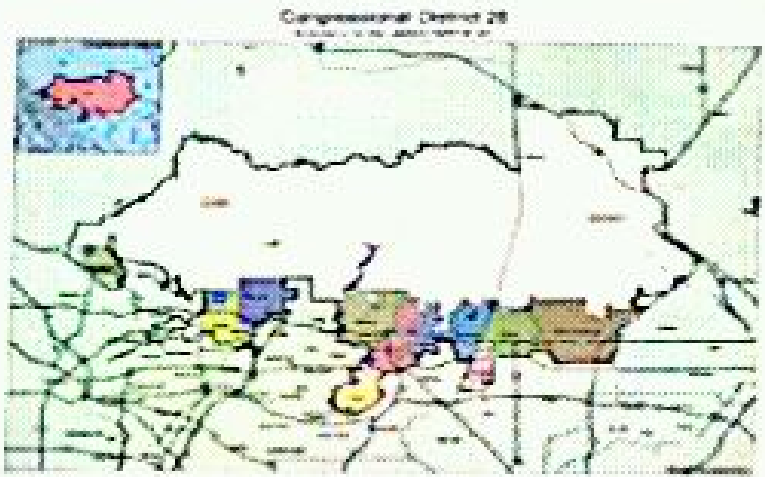
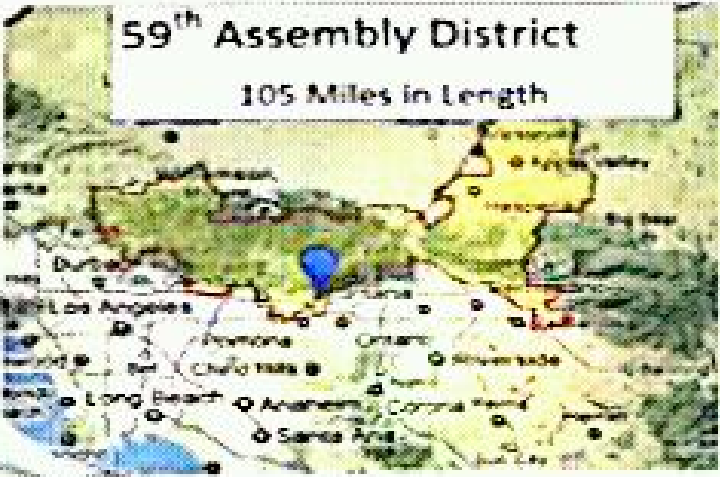


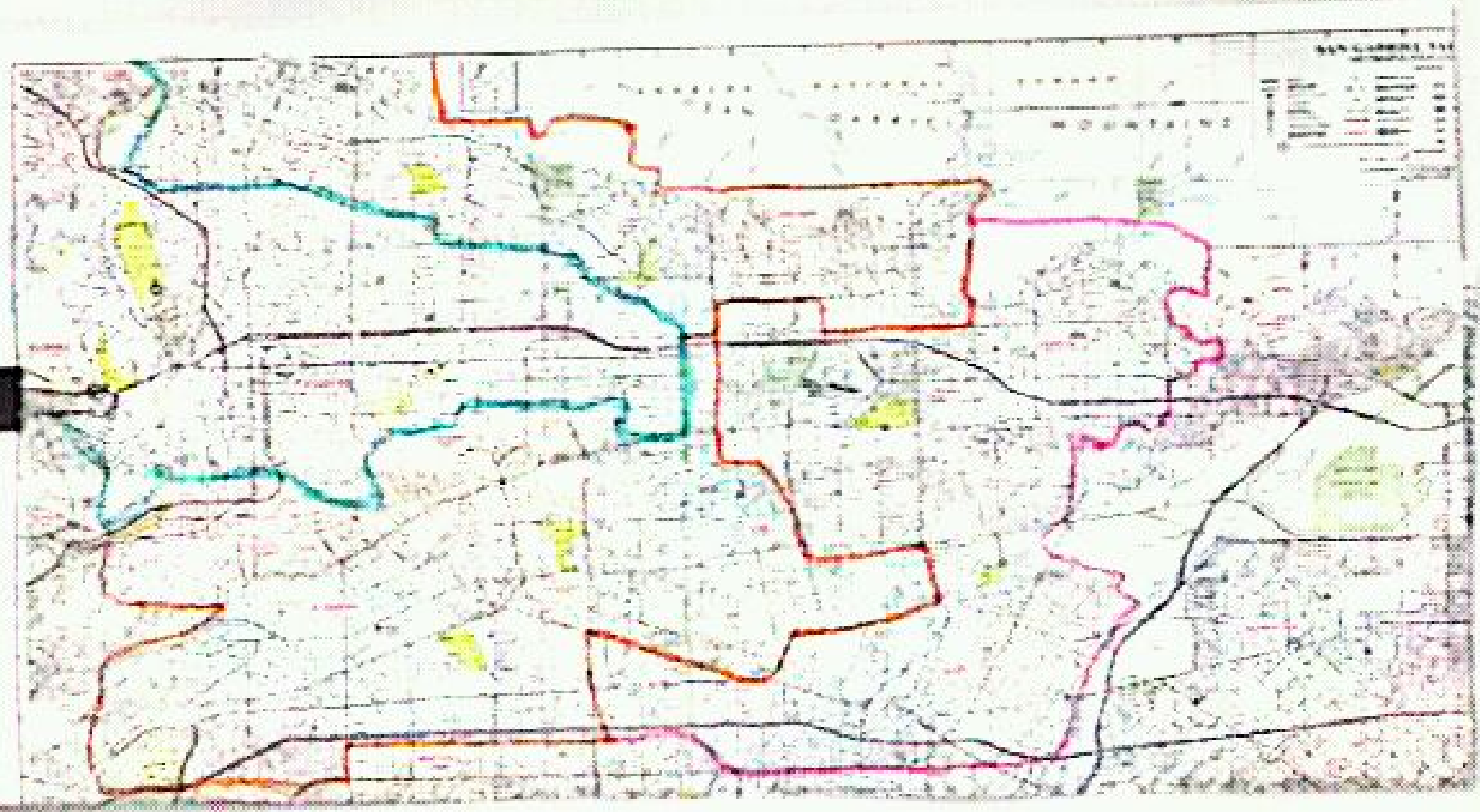
MY CURRENT DISTRICTS

My
Name: [unclear]



**BLUE + ORANGE =
CONGRESSIONAL
DISTRICT**

**BLUE + ORANGE + PINK =
STATE SENATE DISTRICT**





**BLUE BORDER =
STATE ASSEMBLY**

REQUIRED PEOPLE IN DISTRICT

CONGRESS	702,905
STATE ASSEMBLY	465,674
STATE SENATE	931,349

CITY

LA CRESCENTA	19,653
LA CANADA FLINTRIDGE	20,246
GLENDALE	191,719
BURBANK	103,340
PASADENA - WEST OF ROSEMEAD	130,716

SUB-TOTAL FOR STATE ASSEMBLY	465,674
---------------------------------	----------------

PASADENA- EAST OF ROSEMEAD	6,406
SOUTH PASADENA	25,619
SAN MARINO	12,945
SAN GABRIEL	39,718
ALHAMBRA	83,089
SIERRA MADRE	11,621
TEMPLE CITY	35,558
ROSEMEAD- NORTH OF MISSION ROAD	22,275

SUB-TOTAL FOR CONGRESS	702,905
------------------------	----------------

ROSEMEAD - SOUTH OF MISSION ROAD	31,489
ARCADIA	56,364

MONROVIA	36,590
EL MONTE- NORTH OF GARVEY AVENUE	104,001

SUB TOTAL FOR STATE SENATE	931,349
----------------------------	----------------