

Subject: May 20th Speaker #6

From: Elizabeth Gatley [REDACTED]

Date: Mon, 23 May 2011 09:09:47 -0700 (PDT)

To: [REDACTED]

Hello commission members I was speaker #6 last Friday in Santa Rosa and I have just a few more thoughts you may want to know when drawing our lines for this area.

Marin county kept saying they were very connected with us up here in Sonoma county, but I have to point out one thing. If they felt so connected to us then why have they stopped the freeway. For years the strip of HW between Novato and Petaluma has never been a freeway. We have asked Marin county to turn it into a freeway so that it may be widened to support the traffic, but they have always turned us down. This portion of land is the northern most part of Marin county and they are unwilling to turn it into a freeway.

Also They stated they are connected to us with farming etc. Well to give you an idea of how little farming they have compared to us here are 2 links to Marin and Sonoma AG reports.

<http://www.co.marin.ca.us/depts/AG/Main/NEW/Ag/AgriculturalStats/Crop%20Report%20PDFs/2009.pdf>

http://www.sonoma-county.org/agcomm/pdf/2009_crop_report.pdf

Also here is a link to the winery acres between the counties

<http://www.californiawineinfo.com/marin.html>

Marin with 87 acres and Sonoma with 60,000

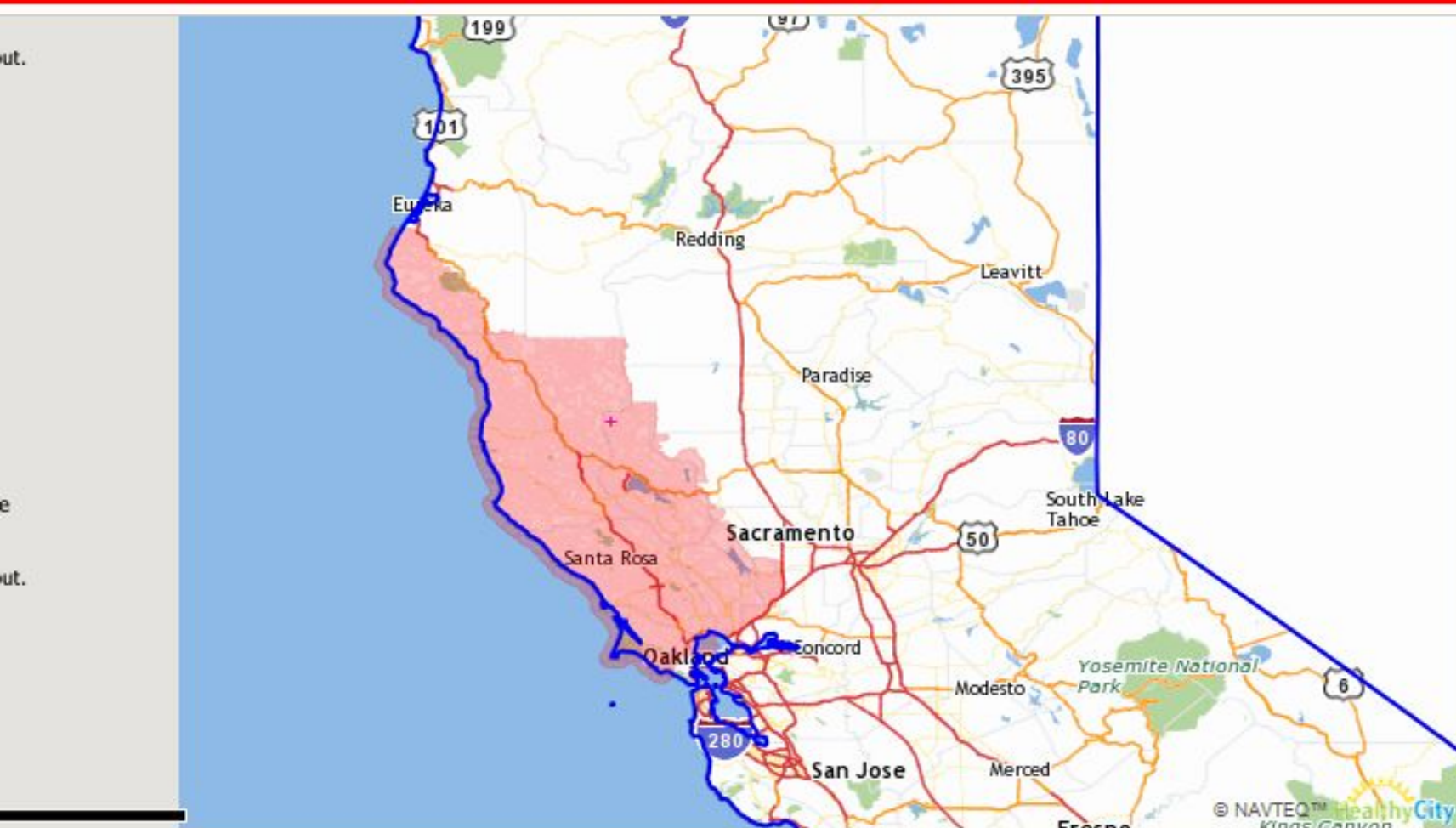
Here you can see the vast difference between the 2 counties. Those in Marin do not travel north to Sonoma and those in Sonoma have no choice we have to travel through Marin to get to the east or south bay, but that (some freeway and some not) does not connect us.

Thank you for your time

sincerely,

Elizabeth Gatley.

Advocating to keep Sonoma county whole



meet the "equal population" requirement?

al population

Population
Original District
880,421

ⓘ Citizen Voting Age Population

Determine if your district falls under the protection of the federal Voting Rights Act.



ⓘ Ethnicity / Race

24.20% Hispanic or Latino
65.30% White alone
1.80% Black or African American alone
4.71% Asian
1.24% Some Other Race
2.75% Two or More Races

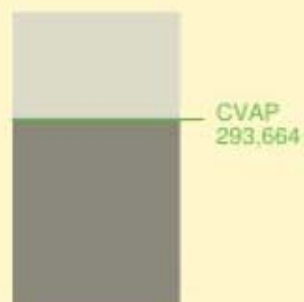


meet the "equal population" requirement?

472
Ideal population
Original Population
5,675
Original District
453,345

i Citizen Voting Age Population

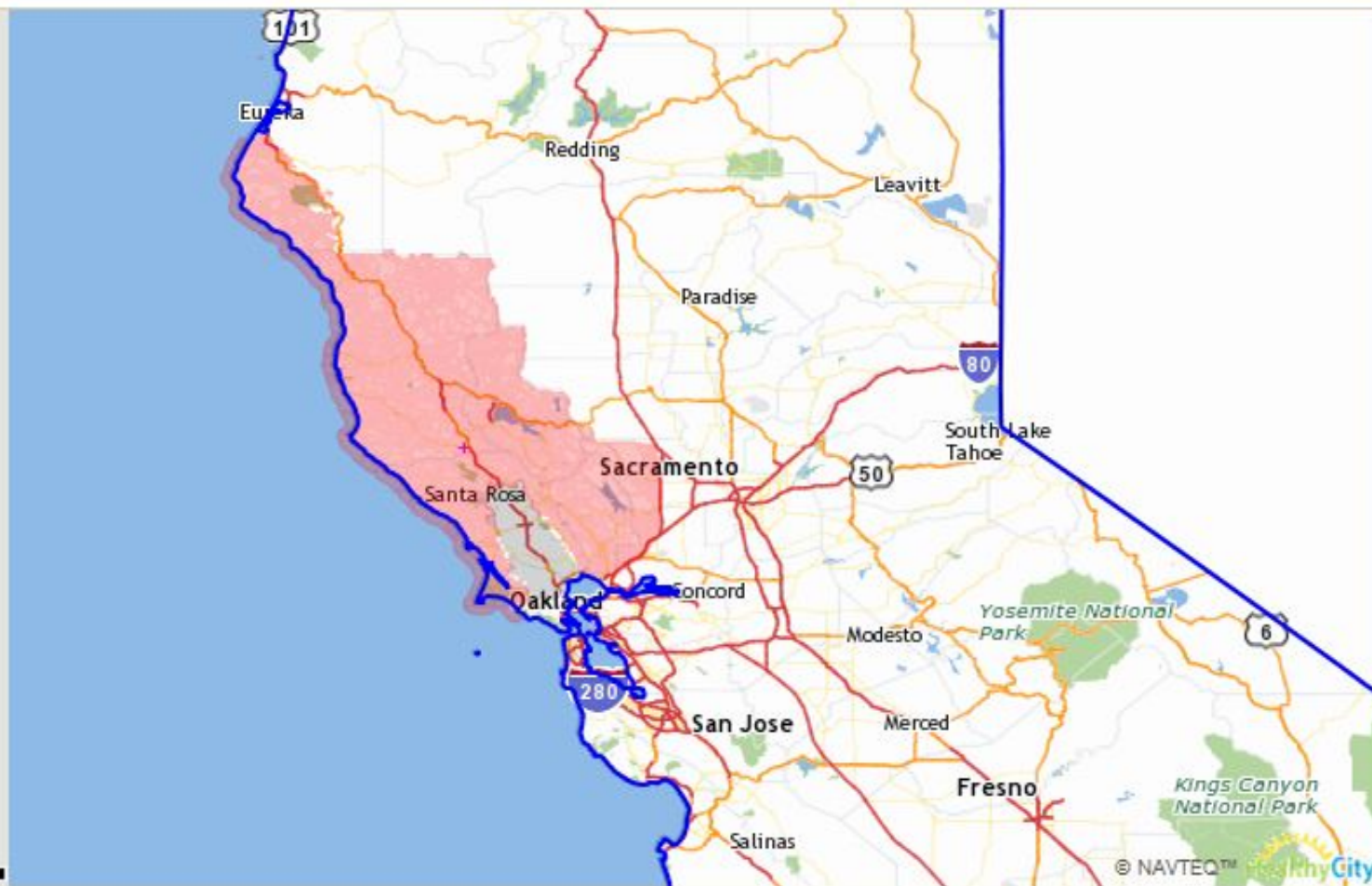
Determine if your district falls under the protection of the federal Voting Rights Act.



i Ethnicity / Race

24.89% Hispanic or Latino
65.19% White alone
1.64% Black or African American alone
4.57% Asian
0.90% Some Other Race
2.82% Two or More Races

y.
 able
 n.
 ng out.




meet the "equal population" requirement?

63
 ideal population
 al Population 675
 Original District 443,842

① Citizen Voting Age Population

Determine if your district falls under the protection of the federal Voting Rights Act.



① Ethnicity / Race

15.41%	Hispanic or Latino
73.73%	White alone
1.18%	Black or African American alone
1.93%	Asian
4.33%	Some Other Race
3.41%	Two or More Races

Dear Commissioners,

I was speaker 12 in Santa Rosa on May 20, 2011. Along with my testimony and the maps I presented I am sending you the reasoning why we drew the map the way we did. But first, I just wanted to tell you a couple of friends and I have been following you all since you all took on this overwhelming task. You may remember the two ladies I'm referring to, they were there throughout the budget meeting and stayed with you all until the very last testimony. Ms. Sally Hopkins, the elderly woman who was sitting with the tiny red head who was one of the first speakers that ignited the first burst of applause, Elizabeth Gatley.

We have been pushing how important Redistricting is, especially this time around to everyone we can, unfortunately, some choose to listen to those who already made up their minds about you, never steaming a meeting or public hearing, and they are sharing false information. Each one of us have shared our experience streaming you all live and assure people that you all have been so considerate of the citizens, even as you worked on dates for the calendar. You each gained much respect from each of us and you are in my prayers. I believe Miss Sally relayed this to one of you while in Santa Rosa, and I'd like to remind you of her words, "Don't let anyone get you down. You all are doing such a wonderful job." I agree and again....Mahalo for all you do.

Senate District 3

Now I would like to explain why we decided to draw our lines the way we did. We started with the numbers from a "Whole" Sonoma County and naturally we added Sonoma County because we of our commonality, vineyards and wineries, dairy, farms...well, I can go on, our ag community are very similar. We thought is only natural to take it east to Napa county because of the vineyard/rural commonalities. We found ourselves short of population and really tried to take more rural areas, using county lines and natural lines as well. We did end up going into lake county and I believe we did try to avoid Yolo County, so we decided that we do have some commonalities with Novato. If you noticed driving into the Novato Narrow, you can feel a natural change. We really tried to include most of the rural area which actually, some of rural "Marin County", their house address is Petaluma, but we went toward the coastline some. Now we needed to grab more population and remember the first hearing in Redding, they were talking about west east lines. We tried to keep as many counties whole.

Sonoma and Marin have nothing in common.

I have to stress the reason we chose not to include Marine, at least this is my point of view, Sonoma has nothing in common with Marin. I'll give you the links to the 2009 Sonoma and Marin Ag Report stats I found that are reflective of what I am saying. Also, if you were to take a look at the commute traffic, it flows to the south in the mornings and to the north during the evenings. Marin County has the bay as a common factor with SF.....Salsalito, Marin and Mill Valley. The people of Marin don't in Sonoma County, they pretty much have all their needs out there and don't have far to cross the Golden Gate Bridge and San Rafael Bridges. It's actually a more upscale community that I'm sure enjoys museums, fine restaurants and other cultural points of interests that the City has to offer. We are more natural and down to earth.

Right now we are so gerrymandered, some may say that we have more people to represent us, but that is just not the truth. The more representation for us means the more special interests that are lining the politician's pockets.

Sonoma County Agricultural Crop Report for 2009

http://www.sonoma-county.org/agcomm/pdf/2009_crop_report.pdf

Winegrapes - \$465,036,400 – Market Milk - \$64,524,700 – Miscellaneous Poultry - \$41,034,600 – Misc. Livestock and Poultry Products - \$26,398,700 – Nursery Ornamentals - \$10,214,900 – Cattle and Calves - \$9,290,400 – Vegetables \$7,520,100 – Misc. Nursery Products - \$6,037,800 - Apples late varieties - \$3,788,000 - Nursery Bedding Plants - \$4,697,000 – Nursery Cut flowers - \$2,360,000 - Sheep and Lambs - \$1,851,700 - Apples Gravenstein - \$1,329,800 - Oat Silage - \$1,209,800 - Oat Hay - \$1,153,400

TOTAL \$663,312,600

Marin County Agricultural Crop Report for 2009

<http://www.co.marin.ca.us/depts/AG/Main/NEW/Ag/AgriculturalStats/Crop%20Report%20PDFs/2009.pdf>

Livestock Products - \$22,405,683 – Livestock & Misc. - \$14,336,421 – Field Crops - \$8,917,552 – Fruit & Vegetable Crops - \$2,789,367 – Aquaculture - \$3,265,951 – Nursery Crops - \$1,000,401

TOTAL \$ 52,715,375

Assembly District 7

In drawing our maps, we really gave thought to our communities of interests and drawing lines to reflect that so we will be represented. I have to tell you, the Assembly Districts could not have come out better. When you look at them and see how the numbers match, it seems like a natural. So we decided to follow the 101 knowing these are more populated...suburban. I believe our school districts are pretty much intact for the most part.

Assembly District 1

The natural thing to do was to get the numbers from the rural areas so they could be represented by on single Assembly District and it somehow worked out perfect.

I realize that our maps will most likely not reflect the lines you will create. We only had our County to work with and it was a task. I know you will be as fair as you can with the stacks of email you must have along with the testimonies you heard and will hear. We'll keep streaming you all and I'm sure you'll be hearing from us periodically with words of support. Below is my testimony from May 20th.

Mahalo and God bless you all.

Joyce Garcia - (707) [REDACTED]

Speaker 12, May 20, 2011, Santa Rosa

Good afternoon Commissioners, I want to take this opportunity to thank you all for taking on this overwhelming responsibility. I'll be sending more specific geographic testimony via e-mail. My name is Joyce Garcia and I want to bring to you a different perspective.

I grew up in the 60s & 70's in San Francisco. I consider myself fortunate that I was surrounded by so many cultures and lifestyles..... and moving to Santa Rosa 19 years ago, was a culture shock. As my family grew, so did this county. Although we do have pockets of ethnic communities which are rooted deep in this county, there is something quite unique that has happened here. You will find a wonderful mixture of people from all walks of life who have nested throughout Sonoma County naturally.

I streamed the hearing in San Diego and saw how different the culture is from Sonoma County....but I could totally appreciate the specific needs and requests brought before this commission, which brings me to this point, any agency or service other than medical, Social Services, housing, veterans and so forth, **would** be political. Although many of these services are valued, I would urge you to look at sources and connections to each representing Community Based Organization.

I believe Sonoma County has nothing in common with Marin and San Francisco. I would ask you to please keep Sonoma County whole. And again...Mahalo for all you are doing! We appreciate you all.



May 23, 2011

Citizens Redistricting Commission

[REDACTED]
Sacramento, CA 95814

Dear Commissioners:

On behalf of the Friends of Sonoma Marin Area Rail Transit, I urge the State Redistricting Commission to recognize the community of interest shared by the counties of Marin and Sonoma regarding rail transportation. Friends of SMART is a non-partisan citizens group that works to coordinate the efforts of business, labor, and environmental groups who have long sought to re-establish passenger rail service linking the ten major cities of the two counties.

The SMART Train and Pathway Project is expected to bind Sonoma and Marin counties together financially, governmentally, and socially, to serve the growing number of people who travel regularly between cities in the two counties. Established as a two-county authority by the Legislature and funded with a sales tax by a supermajority vote of both counties, the SMART District is governed by a board that includes elected Supervisors from both counties, city council members from both counties, and representatives of the Golden Gate Bridge District. Significantly the SMART Train represents one of the largest bi-county investments in public infrastructure for the region.

Friends of SMART urge you to recognize the significance of this regional cooperation in your assessment of Community Interest. Marin and Sonoma counties currently constitute portions of two Congressional districts, two State Senate districts, and three State Assembly districts. We urge that the two counties be considered together in allocating representation. Such an approach is most consistent with the guiding redistricting criteria of contiguous districts and respect for geographic integrity of counties and communities of interest to minimize their division.

Thank you for your labors on this matter

Yours very truly,

Jack C. Swearingen

Jack C. Swearingen, Chair
Friends of SMART

[REDACTED], Santa Rosa, CA 95401 [REDACTED]
[REDACTED]

Subject: Redistricting Input- Sonoma County

From: Clayton Mitchell <[REDACTED]>

Date: Mon, 23 May 2011 16:08:14 -0700 (PDT)

To: [REDACTED]

Dear Sirs/Madams-

My name is Clay Mitchell- I am a taxpayer, voter and resident in Windsor, CA 95492. I wanted to give my input on the issue of redistricting.

I've been concerned for many years about the way that Sonoma County is divided up, both at the state legislative level, as well as at the Congressional level. Specifically, I am concerned with the way that we are connected to areas such as Marin that have very little in common with us.

While technically we in Sonoma County are part of the Bay Area, we are very different than much of the rest of the Bay Area. Unlike the counties to the south, we are primarily an agricultural and suburban area that lacks the urban development that characterizes much of the Bay Area.

Overall, I would encourage the following guidelines for the redistricting effort-

1. As much as possible, keep Sonoma County unified. It is very difficult for me to caucus with, campaign with and become politically active with others in my immediate community who reside in different congressional districts. In fact, combining the bulk of Sonoma County into the 1st Congressional District makes sense to me, and potentially shifting Napa into the 6th if the population is needed. Alternatively, push the line between the 1st and the 6th north out of Sonoma County, allowing the communities of Windsor, Healdsburg and Cloverdale to be united with the rest of Sonoma County.

2. Contrary to what many Marin County residents would have you believe, we have very little in common with them, and feel very little commonality. Marin is primarily a group of San Francisco's bedroom communities. If a shift or combination needs to happen, Marin should be combined with residents of San Francisco. We Sonomans do not often shop in Marin- few of us work there, or recreate there- we have very little reason to be there at all, except to pass through on our way to San Francisco.

While Marin residents try to paint the picture that the "North Bay" is all connected and buddy-buddy, they have fought against and dragged their feet on improving and widening the freeway that would connect us more easily with them. They also resist other efforts to strengthen ties between the two counties, including a current commuter rail project.

3. We have more in common with the Counties to the North of us- if a combination needs to be made, we share agriculture, smaller communities, transportation patterns, and pace of life. Residents from the northern counties, specifically Mendocino and Lake, frequently visit Sonoma County to shop and for events. As a regional commercial and transportation hub, Santa Rosa should be central to the districting efforts, and should be connected to surrounding communities. Living in Windsor, many of my neighbors and friends are in a completely different Congressional district. These are people that I've gone to school with, go to church with, do business with- some live only a few miles away (some in my own town), and yet they are grouped with people in Marin, while I'm grouped with people all the way up in Crescent City, hundreds of miles away.

4. In general, I support the mapping concepts presented by Liz Gatley at your public hearing here in Santa Rosa. She and a group of local citizens have spent substantial amounts of time working on those maps, and I feel like their work is representative of our community's preferences, and are well thought out and beneficial to our communities.

5. I have no strong preference on Board of Equalization districts, but feel the need for a consolidation and (as much as possible) respect for the city and County boundaries that we already have here.

Thank you for your time and effort on our behalf- this is an important process for citizens of our state, and we appreciate your work on our behalf.

Please don't hesitate to contact me if you have questions or would like further input.

Sincerely-

Clay Mitchell

cell

June 1, 2011

Commissioner Vincent Barabba
Citizens Redistricting Commission
[REDACTED]
Sacramento, CA 95814

Dear Commissioner Barabba:

Thank you for the opportunity to comment on the re-drawing of district lines in California. The Sonoma County Winegrape Commission (SCWC) represents over 1500 vineyard owners in Sonoma County. Winegrapes account for 70% of farm product sales and all wine related businesses contribute \$8.2 billion in economic activity.

The SCWC was interested to see the criteria in the Legal Handbook for the Citizens Redistricting Commission for drawing of district lines focuses on geographical compact and continuous areas that include agricultural communities of interest.

The SCWC appreciates this distinction and recommends that the northern California wine industry in the counties of Lake, Mendocino, Napa, Sonoma and Yolo be considered by the Citizens Redistricting Commission to be geographically continuous, compact and an agricultural community of interest and be incorporated into one Congressional district. All five counties are actively engaged in agriculture, grape growing and wine making. The citizens live in similar rural agricultural areas, share common social and economic interests, and many of the same standards of living such as common transportation facilities, work opportunities, and access to the same media outlets as relevant to the election process and therefore would be better served by not being drawn in the same district as an urban area.

Therefore the SCWC appreciates the Citizen Redistricting Commissions consideration of including Lake, Mendocino, Napa, Sonoma and Yolo Counties in one Congressional District.

Thank you for your service and consideration of this recommendation.

Sincerely,

Nick Frey
President

cc: Lake County Winegrape Growers
Mendocino Winegrape and Wine Commission
Napa Valley Grapegrowers
Napa County Farm Bureau
Napa Valley Vintners
Winegrowers of Napa County
Yolo County Visitors Bureau

June 1, 2011

Commissioner Cynthia Dai
Citizens Redistricting Commission
1130 K Street, Suite 101
Sacramento, CA 95814

Dear Commissioner Dai:

Thank you for the opportunity to comment on the re-drawing of district lines in California. The Sonoma County Winegrape Commission (SCWC) represents over 1500 vineyard owners in Sonoma County. Winegrapes account for 70% of farm product sales and all wine related businesses contribute \$8.2 billion in economic activity.

The SCWC was interested to see the criteria in the Legal Handbook for the Citizens Redistricting Commission for drawing of district lines focuses on geographical compact and continuous areas that include agricultural communities of interest.

The SCWC appreciates this distinction and recommends that the northern California wine industry in the counties of Lake, Mendocino, Napa, Sonoma and Yolo be considered by the Citizens Redistricting Commission to be geographically continuous, compact and an agricultural community of interest and be incorporated into one Congressional district. All five counties are actively engaged in agriculture, grape growing and wine making. The citizens live in similar rural agricultural areas, share common social and economic interests, and many of the same standards of living such as common transportation facilities, work opportunities, and access to the same media outlets as relevant to the election process and therefore would be better served by not being drawn in the same district as an urban area.

Therefore the SCWC appreciates the Citizen Redistricting Commissions consideration of including Lake, Mendocino, Napa, Sonoma and Yolo Counties in one Congressional District.

Thank you for your service and consideration of this recommendation.

Sincerely,

Nick Frey
President

cc: Lake County Winegrape Growers
Mendocino Winegrape and Wine Commission
Napa Valley Grapegrowers
Napa County Farm Bureau
Napa Valley Vintners
Winegrowers of Napa County
Yolo County Visitors Bureau

Subject: Public Comment:

From: jennie Wasser <[REDACTED]>

Date: Mon, 23 May 2011 06:18:22 +0000

To: [REDACTED]

From: jennie Wasser <[REDACTED]>

Subject:

Message Body:

Redraw District 3 to begin at the Golden Gate and include Marin and Sonoma together.

--

This mail is sent via contact form on Citizens Redistricting Commission

Subject: Public Comment: Sonoma County

From: Sean Ginnodo <[REDACTED]>

Date: Mon, 23 May 2011 07:37:12 +0000

To: [REDACTED]

From: Sean Ginnodo [REDACTED]

Subject: Sonoma County

Message Body:

Dear Redistricting Committee:

Sonoma County is predominantly a rural area. Its residents have much more in common with those living in areas to their North and to their East in Napa County. While Marin County used to be rural, it has become very urbanized and its residents do not understand the needs of the people of Sonoma County. I believe both counties would be better represented if they were not in the same district. Please make every effort possible to include Sonoma County in districts with other rural areas.

Thank You!

Sean Ginnodo

Sonoma County resident

--

This mail is sent via contact form on Citizens Redistricting Commission

Subject: Public Comment: Sonoma County with Rural Areas, not Marin

From: Richard Delucchi <[REDACTED]>

Date: Mon, 23 May 2011 06:58:37 +0000

To: [REDACTED]

From: Richard Delucchi <[REDACTED]>

Subject: Sonoma County with Rural Areas, not Marin

Message Body:

Dear Redistricting Commission:

Sonoma County is mainly a rural area. We have a lot in common with people in areas to the North and East in Napa County. We don't have a lot in common with people in Marin County, which has become very urbanized. Its citizens don't understand our needs. Please include Sonoma County in districts with other rural areas.

Sincerely,
Richard Delucchi
Sonoma County Resident

--

This mail is sent via contact form on Citizens Redistricting Commission

Subject: Public Comment: Sonoma County with Napa County

From: Rose Lucchese <[REDACTED]>

Date: Mon, 23 May 2011 06:50:38 +0000

To: [REDACTED]

From: Rose Lucchese <[REDACTED]>

Subject: Sonoma County with Napa County

Message Body:

Dear Redistricting Committee:

Sonoma County is predominantly a rural area. Its residents have much more in common with those living in areas to their North and to their East in Napa County. While Marin County used to be rural, it has become very urbanized and its residents do not understand the needs of the people of Sonoma County. I believe both counties would be able to get their voices heard more fairly if they were not in the same district. Please make every effort possible to include Sonoma County in districts with other rural areas.

Thank You!

Rose E. Lucchese, DDS

--

This mail is sent via contact form on Citizens Redistricting Commission

Subject: Public Comment: Sonoma and Northern areas

From: Mary Maxwell <[REDACTED]>

Date: Mon, 23 May 2011 19:11:52 +0000

To: [REDACTED]

From: Mary Maxwell <[REDACTED]>

Subject: Sonoma and Northern areas

Message Body:

Dear Commissioners,

Thank you again for hearing our concerns regarding our district.
It was a fun birthday for me to participate in the line drawing effort. I have attached some information to supplement the map I presented on Friday.
Sincerely,

Mary Maxwell,
Sebastopol

REPRESENTATION

The current districts have created:

Sonoma County

Congress	District 1 (Mike Thompson)	District 6 (Lynn Woolsey)
State Senate	District 3 (Mark Leno) and District 7 (Noreen Evans)	
State Assembly	District 1 (Wesley Chesboro)	District 6 (Jared Huffman)
	District 7 (Michael Allen)	

Marin County

Congressional Seat	District 6 (Lynn Woolsey)
State Senate Seat	District 3 (Mark Leno)
State Assembly Seat	District 6 (Jared Huffman)

Please try to keep Sonoma County whole as possible..there are too many different representatives for our county.

Note: Senate District 3 includes portions of San Francisco and Sonoma Counties and all of Marin County. Sonoma has nothing in common with San Francisco. Marin County has more of an affinity with San Francisco than with Sonoma County.

Geography and Common Industries

Sonoma and Mendocino counties are made up of rural and suburban living with large industries in agriculture, farming, dairies, fishing, logging, manufacturing, etc. Another important consideration is the common water rights and regulations in these counties. It makes sense to keep Mendocino and Sonoma counties together and keep Sonoma County as whole as possible. Please do not see Hwy 101 and the Russian River as dividers. The 101 is a main connector for all of Sonoma and Mendocino counties. The Russian River is a great connecting point of interest.

California Senate District 1

Del Norte, Siskiyou, Modoc, Humboldt, Trinity, Shasta, Lassen, Tehama, Plumas, Sierra, Nevada and North Placer. According to the numbers given, I believe you will find this Senate District adequate. I also took into consideration the testimonies of the citizens who spoke during the first two hearings. The commonalities would be watershed, farming and agriculture. These are rural and suburban communities.

California Senate District 2

Mendocino, Glenn, Butte, Lake, Colusa, Sutter and portions of Sonoma county.

California Assembly District 2 population of 428,943 a deviation of more than 5%.
Glenn, Butte, Lake, Colusa and Sutter

California Assembly District 6 Population 479,408 with a deviation of 2.95%.
Mendocino and portions of Sonoma county

--

This mail is sent via contact form on Citizens Redistricting Commission

Subject: Public Comment: May 20 Hearing Santa Rosa CA

From: Sally Hopkins <[REDACTED]>

Date: Mon, 23 May 2011 13:34:45 +0000

To: [REDACTED]

From: Sally Hopkins <[REDACTED]>

Subject: May 20 Hearing Santa Rosa CA

Message Body:

Dear Commissioners:

I was in attendance at the input meeting as well as the business meeting. I live in Sonoma County in the city of Santa Rosa. You heard many opinions last night concerning the fate of Sonoma County, seems everyone wants all of us or in some cases just some portion of us.

Marin County indicated they share the wine industry with Sonoma County. Please be advised of the planted vineyard acreage in the various counties.

Marin 200

Lake County

8,800

Mendocino

16,400

Napa

44,000

Sonoma

53,000

As you can see, the wine industry is not a major COI between Sonoma and Marin counties. The counties north and east have COI's with Sonoma County and the wine industry is a major component.

The commonality between Sonoma and Marin is that we are physically attached to each other...otherwise we are worlds apart.

Thank you so much for the hard work you are all doing to bring the drawing of district lines to the people and out of the hands of the political parties.

Respectfully,

Sally Hopkins

[REDACTED]

--

This mail is sent via contact form on Citizens Redistricting Commission