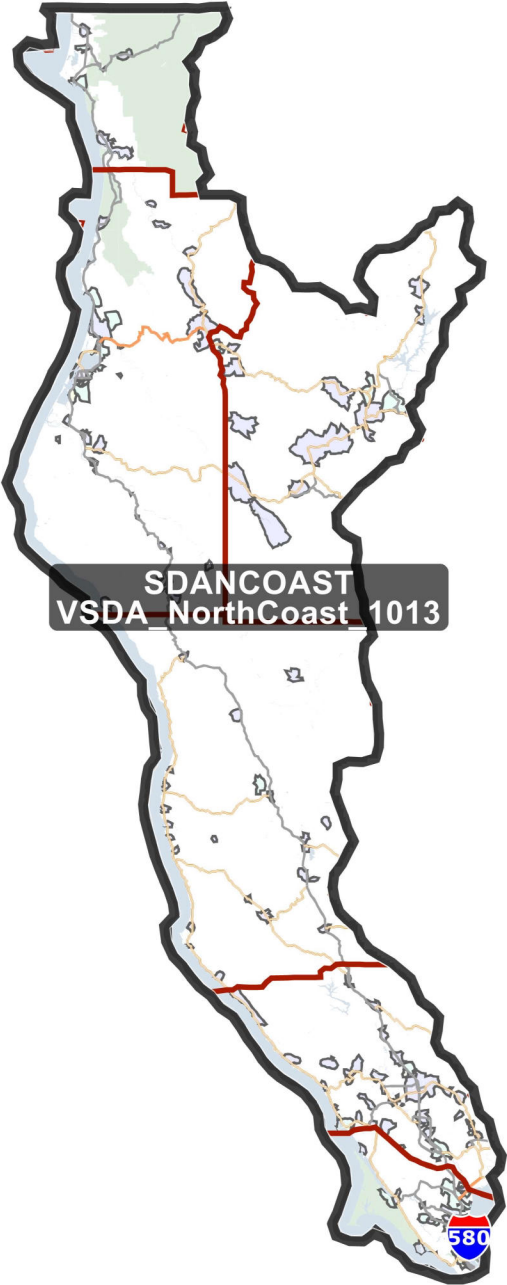
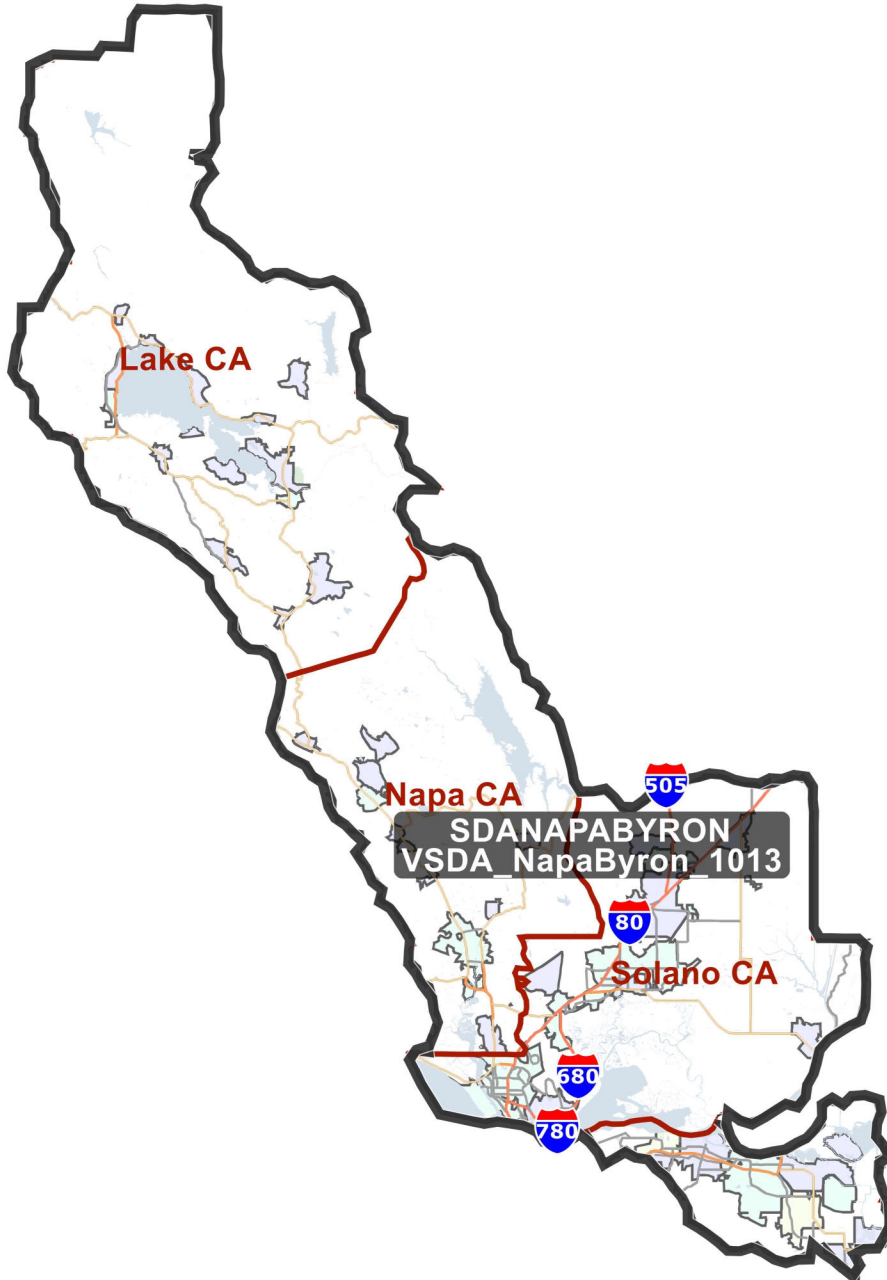


District: SDANCOAST



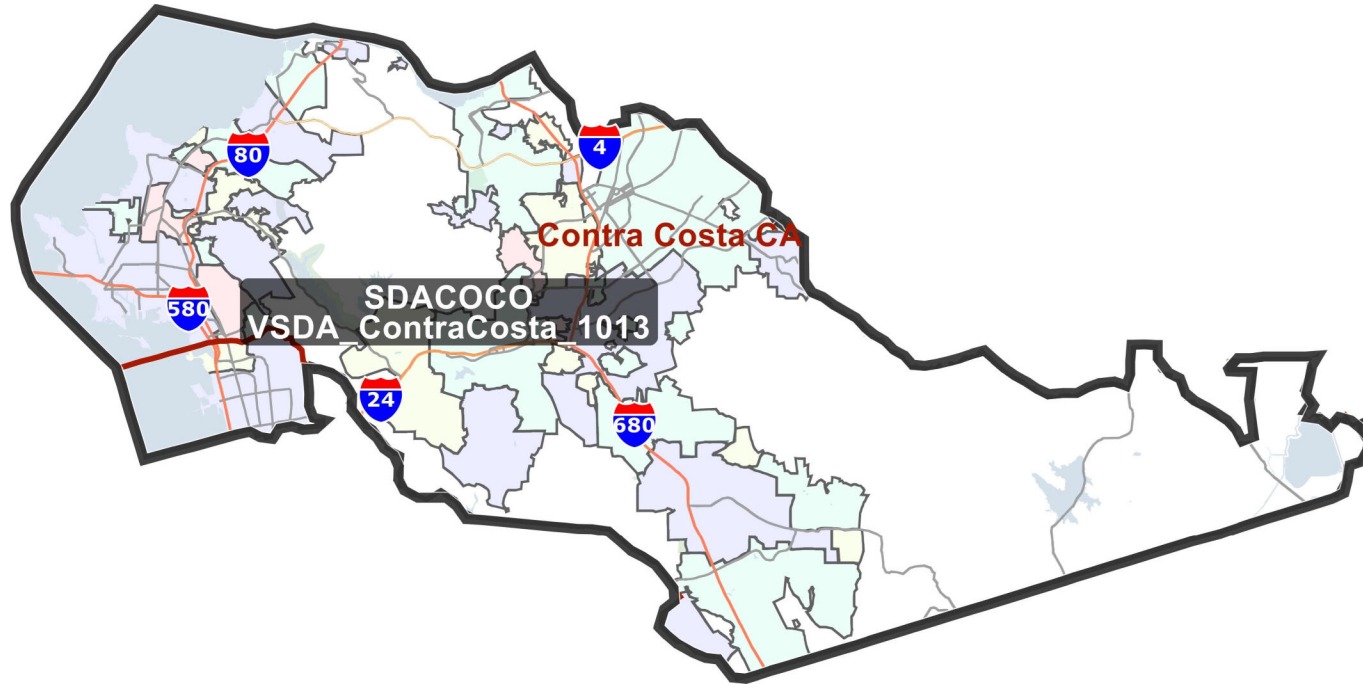
Field	Value
District	SDANCOAST
Name	A_NorthCoast_1013
% Deviation	3.02%
Total Population	1,017,943
%LatinoCVAP	12.59%
%BlackCVAP	1.86%
%AsianCVAP	4.51%
%IndigenousCVAP	2.60%
%WhiteCVAP	77.59%

District: SDANAPABYRON



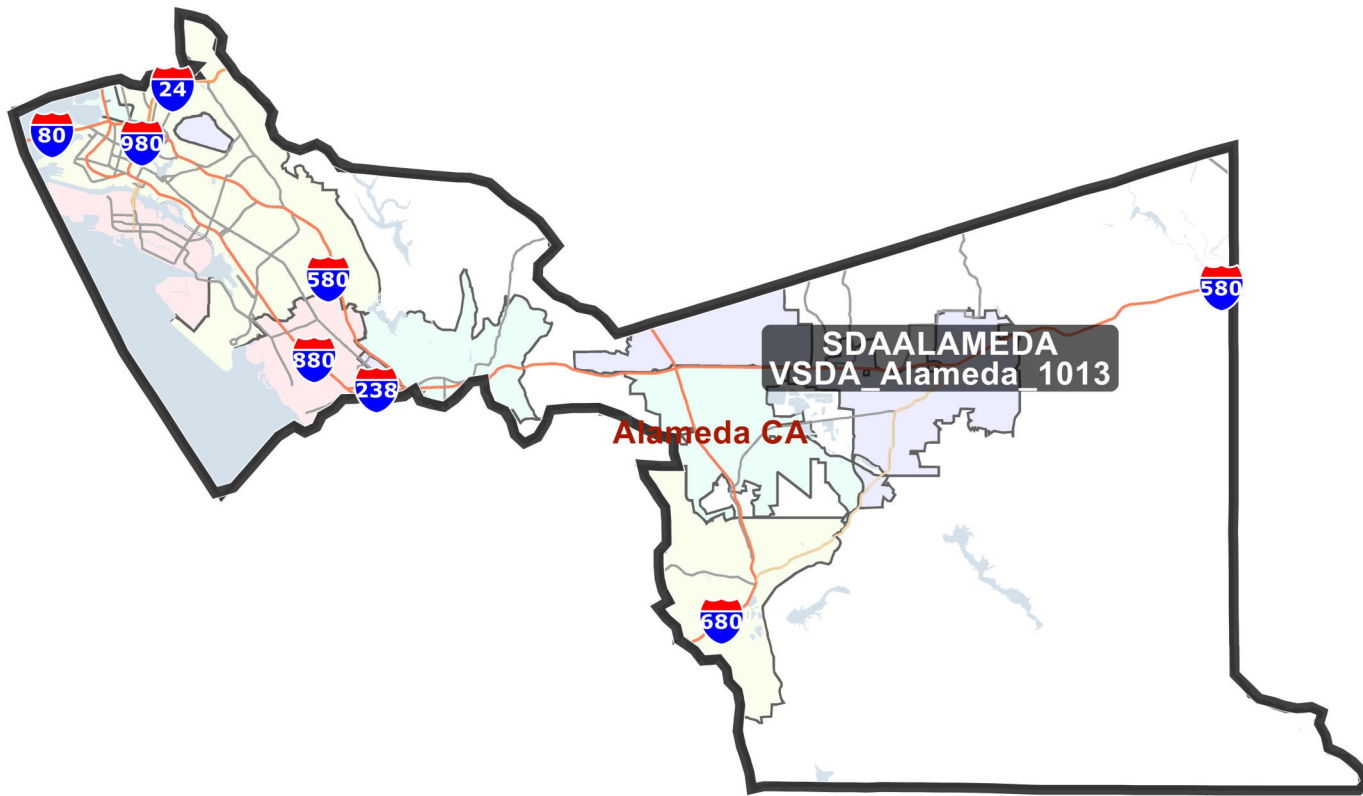
Field	Value
District	SDANAPABYRON
Name	A_NapaByron_1013
% Deviation	1.53%
Total Population	1,003,190
%LatinoCVAP	21.27%
%BlackCVAP	12.87%
%AsianCVAP	12.92%
%IndigenousCVAP	1.18%
%WhiteCVAP	49.77%

District: SDACOCO



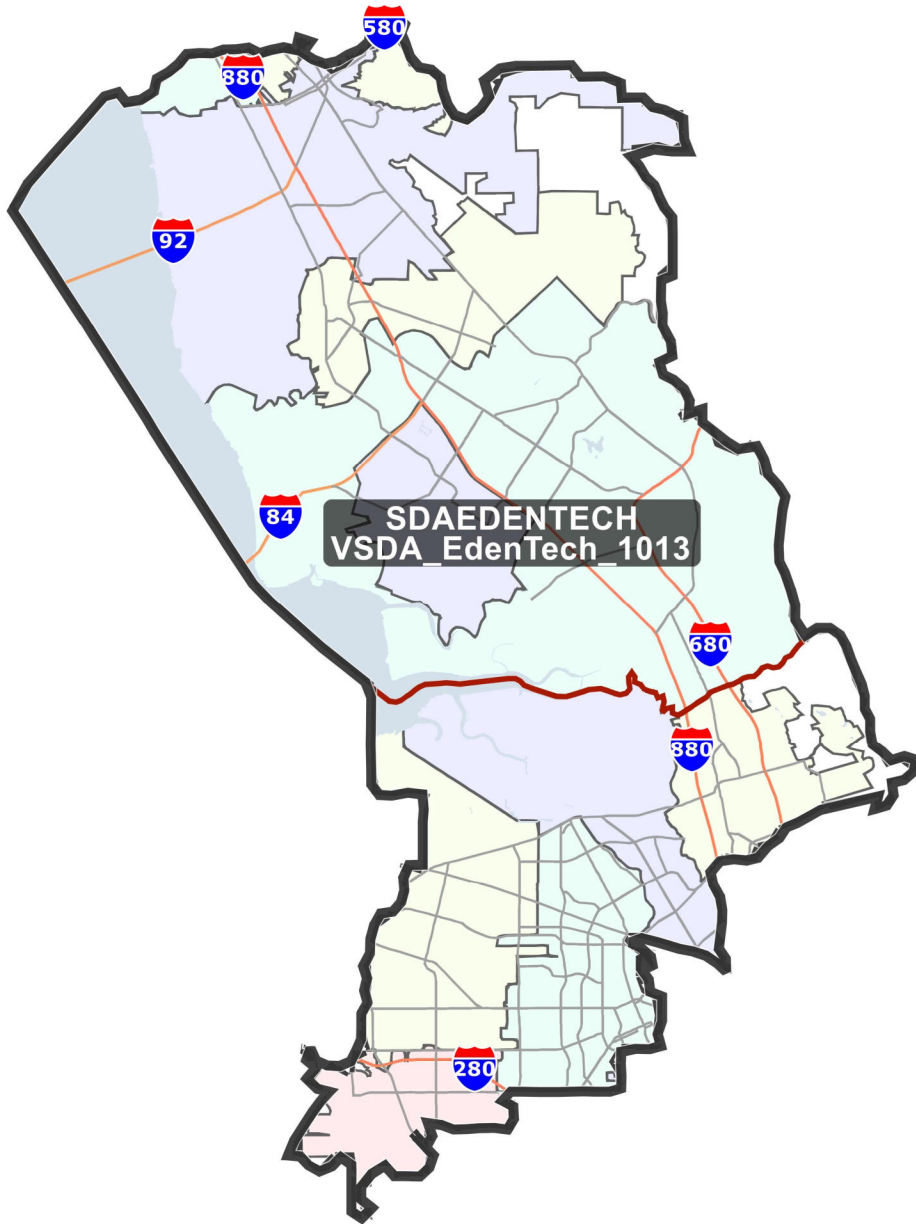
Field	Value
District	SDACOCO
Name_ContraCosta_1013	
% Deviation	-2.42%
Total Population	964,143
%LatinoCVAP	14.12%
%BlackCVAP	8.10%
%AsianCVAP	18.75%
%IndigenousCVAP	0.56%
%WhiteCVAP	56.89%

District: SDAALAMEDA



Field	Value
District	SDAALAMEDA
Name	SDA_Alameda_1013
% Deviation	-1.82%
Total Population	970,129
%LatinoCVAP	14.76%
%BlackCVAP	16.76%
%AsianCVAP	22.58%
%IndigenousCVAP	0.49%
%WhiteCVAP	43.58%

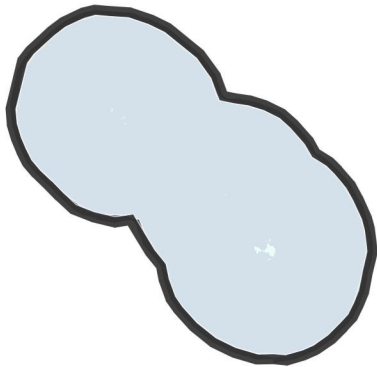
District: SDAEDENTECH



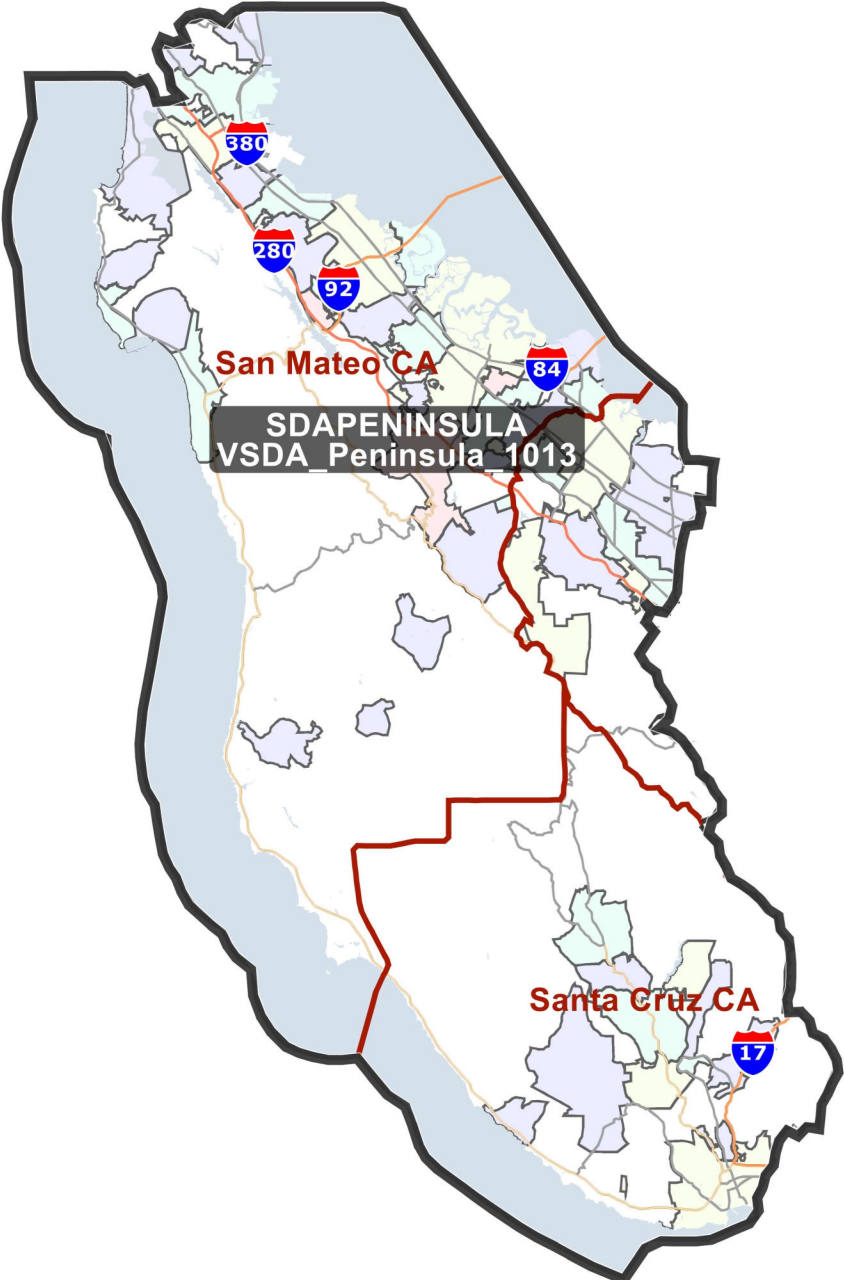
Field	Value
District	SDAEDENTECH
Name	DA_EdenTech_1013
% Deviation	3.64%
Total Population	1,024,051
%LatinoCVAP	18.98%
%BlackCVAP	5.86%
%AsianCVAP	42.05%
%IndigenousCVAP	0.47%
%WhiteCVAP	30.55%

District: SDASANFRAN

Field	Value
District	SDASANFRAN
Name	SanFrancisco_1013
% Deviation	-0.34%
Total Population	984,712
%LatinoCVAP	12.80%
%BlackCVAP	5.79%
%AsianCVAP	37.42%
%IndigenousCVAP	0.45%
%WhiteCVAP	42.29%



District: SDAPENINSULA



Field	Value
District	SDAPENINSULA
Name	DA_Peninsula_1013
% Deviation	0.38%
Total Population	991,877
%LatinoCVAP	14.91%
%BlackCVAP	2.71%
%AsianCVAP	22.37%
%IndigenousCVAP	0.52%
%WhiteCVAP	57.60%

District: SDAVENTURA



Field	Value
District	SDAVENTURA
Name/SDA_Ventura_1013	
% Deviation	4.78%
Total Population	1,035,355
%LatinoCVAP	30.50%
%BlackCVAP	2.34%
%AsianCVAP	7.52%
%IndigenousCVAP	0.76%
%WhiteCVAP	58.23%



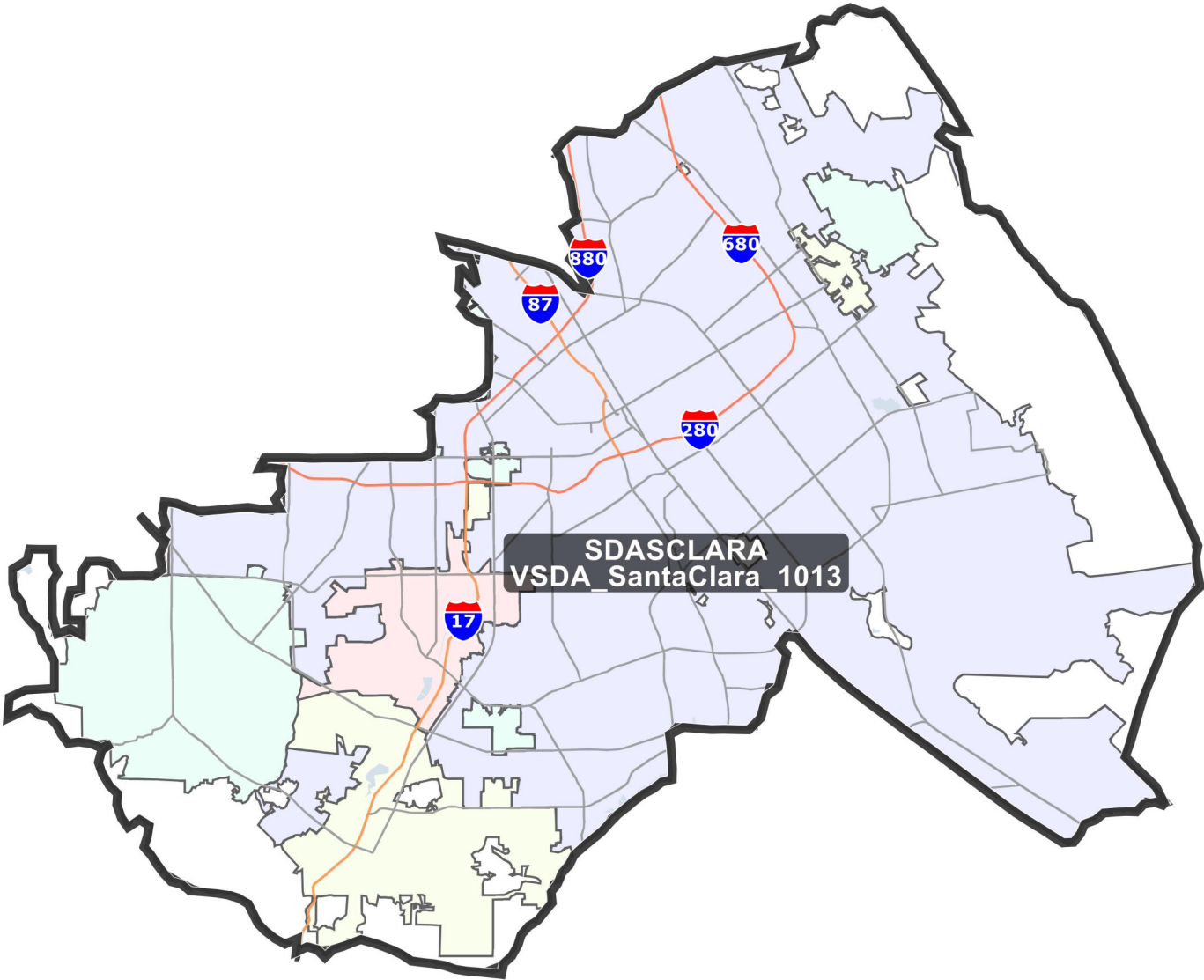
District: SDASCOAST



Field	Value
District	SDASCOAST
Name_A_SouthCoast_1013	
% Deviation	3.14%
Total Population	1,019,093
%LatinoCVAP	31.44%
%BlackCVAP	2.43%
%AsianCVAP	5.81%
%IndigenousCVAP	1.10%
%WhiteCVAP	58.13%

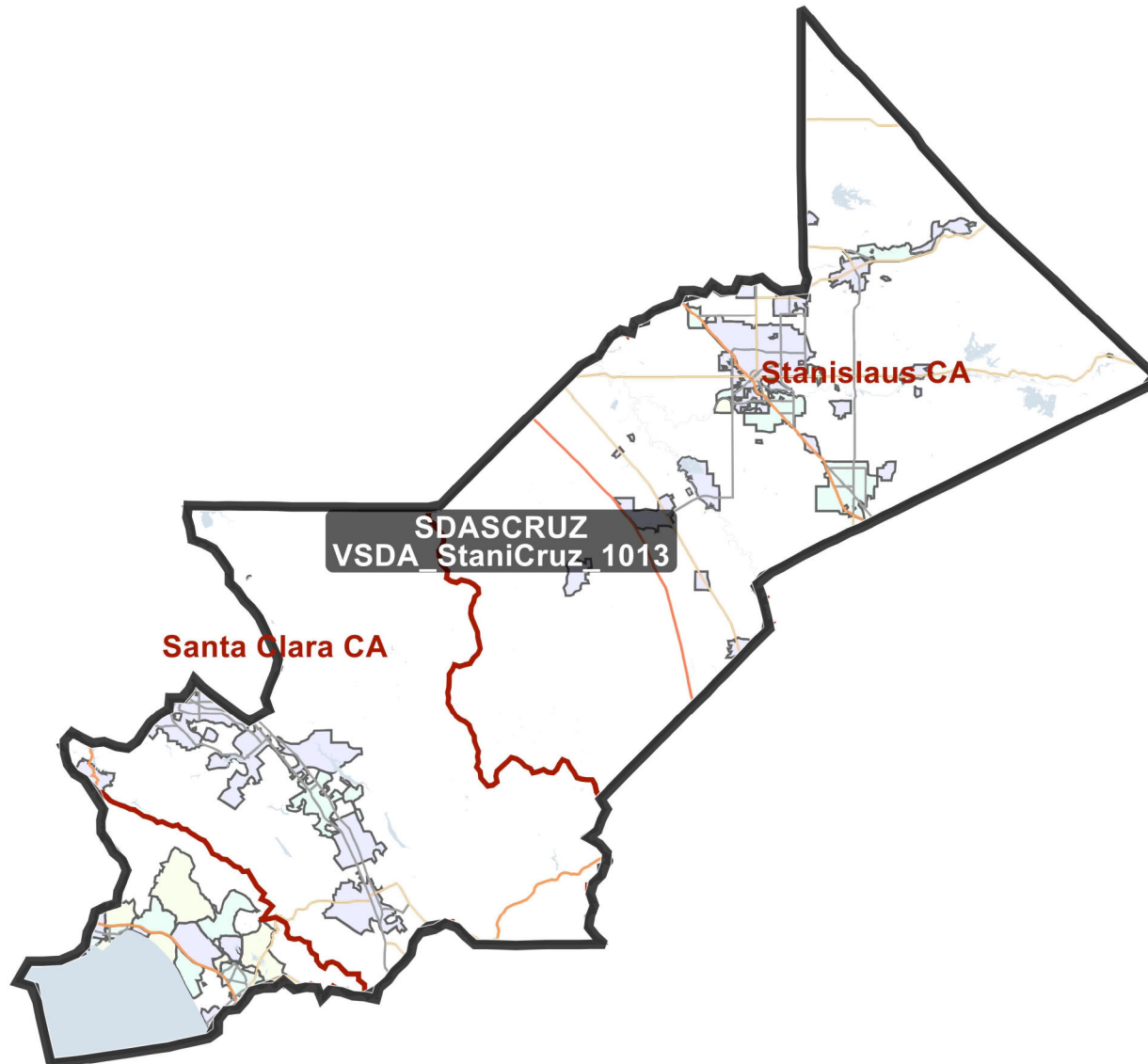


District: SDASCLARA



Field	Value
District	SDASCLARA
Name	A_SantaClara_1013
% Deviation	0.74%
Total Population	995,390
%LatinoCVAP	24.65%
%BlackCVAP	3.33%
%AsianCVAP	35.04%
%IndigenousCVAP	0.47%
%WhiteCVAP	35.30%

District: SDASCRUZ



Field	Value
District	SDASCRUZ
Name	DA_StaniCruz_1013
% Deviation	-0.90%
Total Population	979,233
%LatinoCVAP	32.01%
%BlackCVAP	2.87%
%AsianCVAP	9.43%
%IndigenousCVAP	1.11%
%WhiteCVAP	53.54%