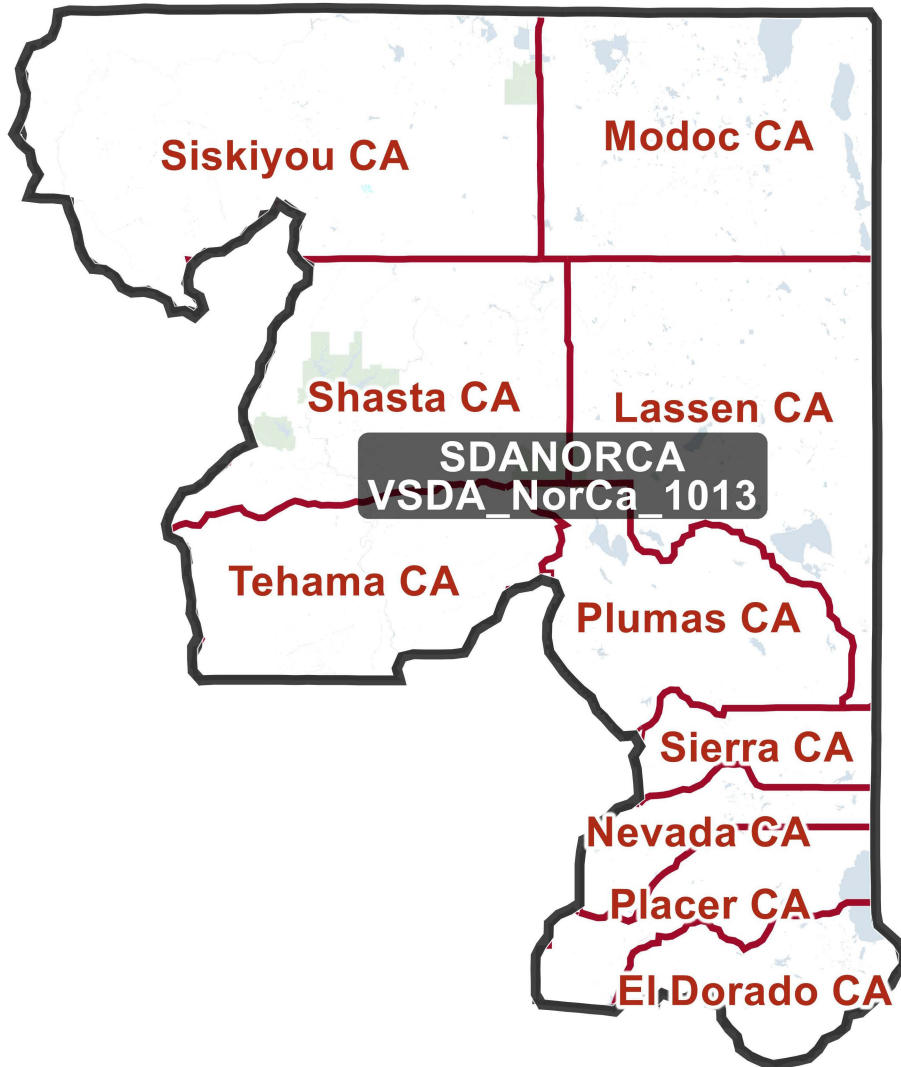
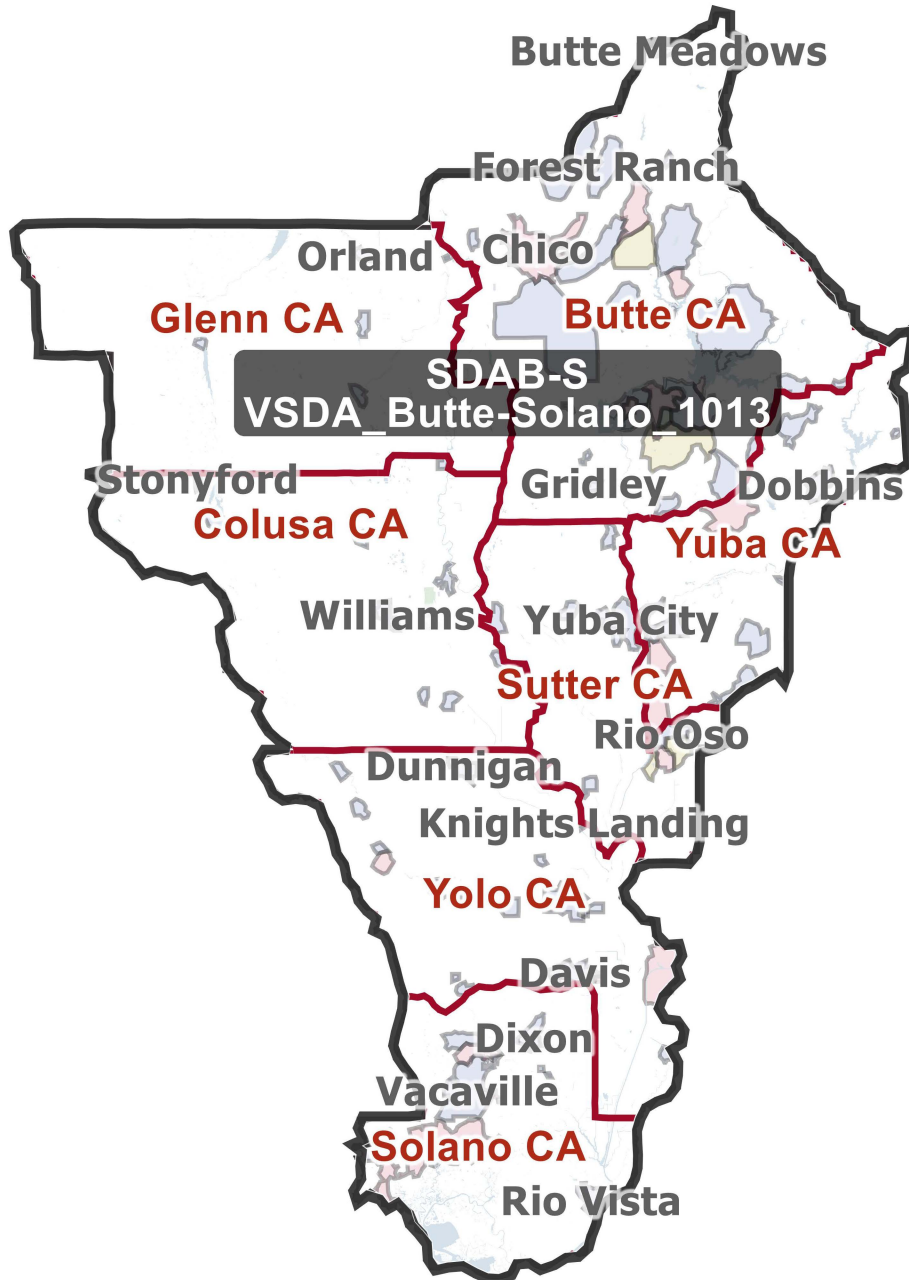


District: SDANORCA



| Field | Value |
|------------------|-----------------|
| Name | VSDA_NorCa_1013 |
| % Deviation | -6.36% |
| Total Population | 925,258 |
| %LatinoCVAP | 9.81% |
| %BlackCVAP | 1.47% |
| %AsianCVAP | 4.25% |
| %IndigenousCVAP | 2.42% |
| %WhiteCVAP | 81.35% |

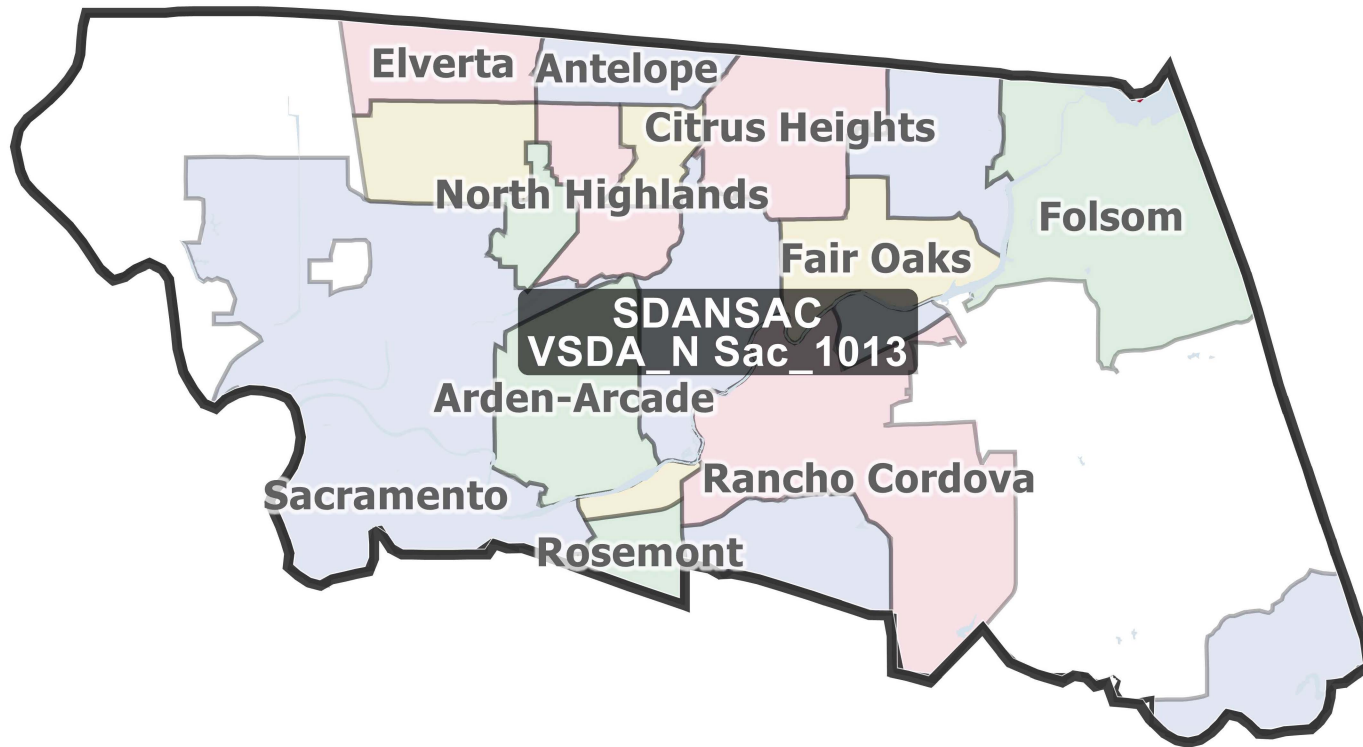
District: SDAB-S



| Field | Value |
|------------------------|---------|
| Name_Butte-Solano_1013 | |
| % Deviation | -3.57% |
| Total Population | 952,778 |
| %LatinoCVAP | 19.64% |
| %BlackCVAP | 5.97% |
| %AsianCVAP | 10.23% |
| %IndigenousCVAP | 1.77% |
| %WhiteCVAP | 60.85% |

District: SDANSAC

| Field | Value |
|------------------|-----------------|
| Name | VSDA_N Sac_1013 |
| % Deviation | 1.02% |
| Total Population | 998,161 |
| %LatinoCVAP | 16.04% |
| %BlackCVAP | 9.62% |
| %AsianCVAP | 10.24% |
| %IndigenousCVAP | 1.27% |
| %WhiteCVAP | 61.33% |

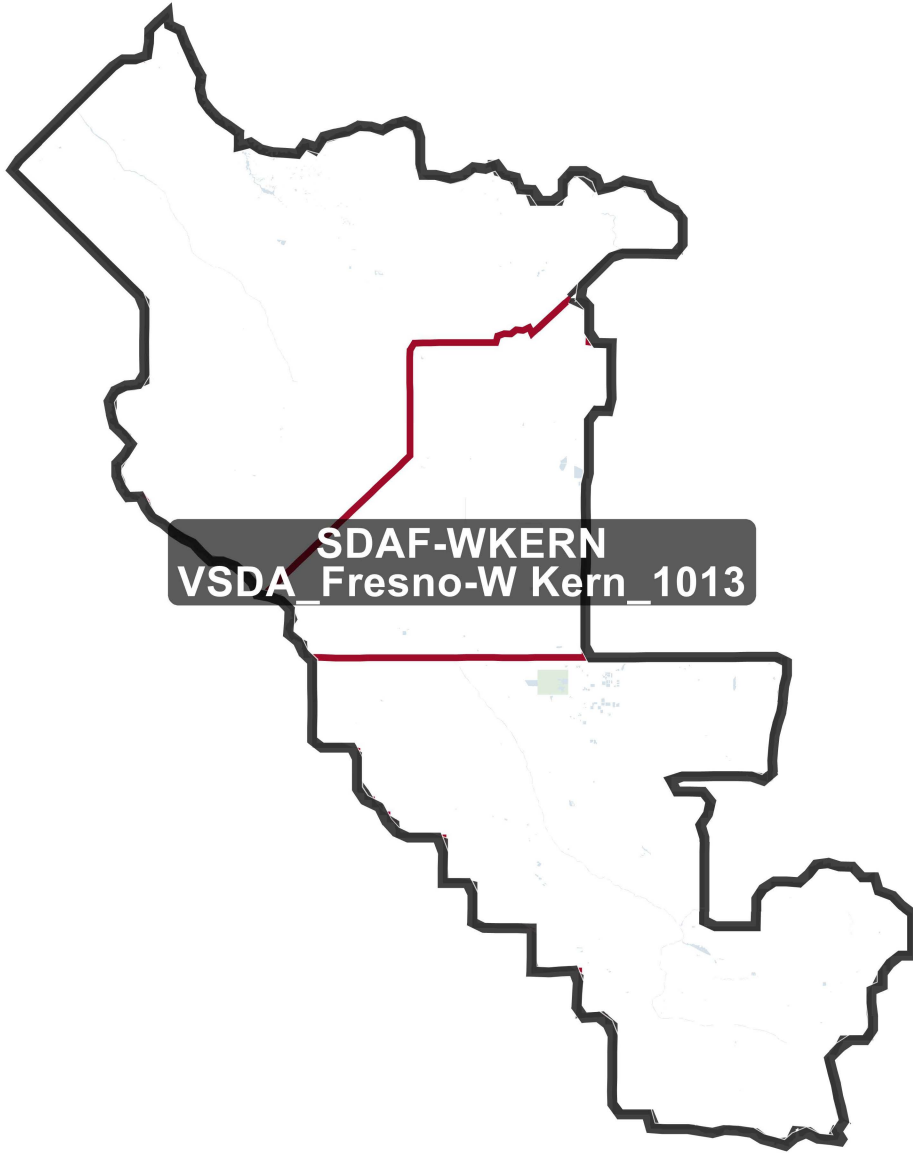


District: SDASSAC-NSJ



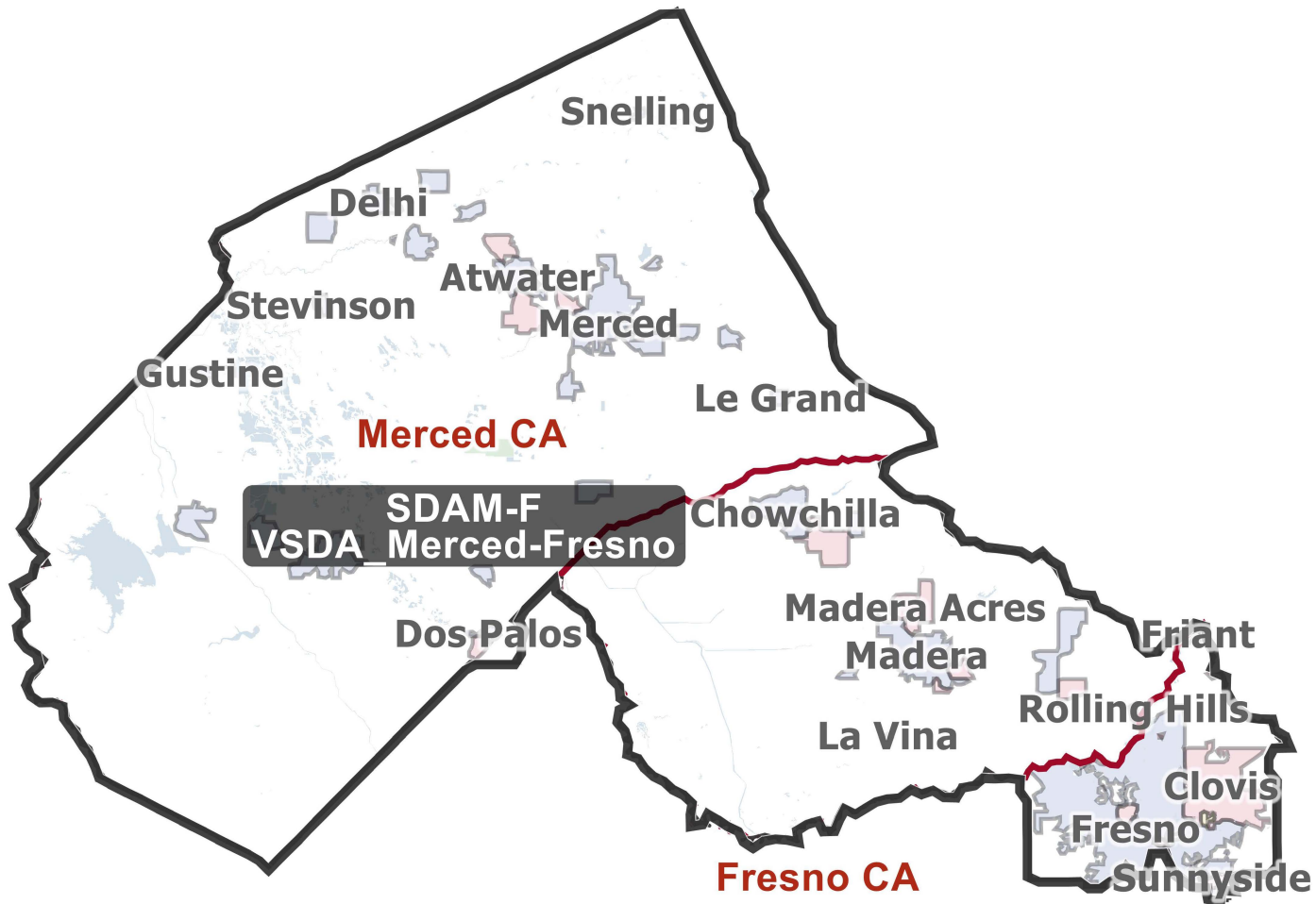
| Field | Value |
|------------------|--------------------|
| Name | N San Joaquin_1013 |
| % Deviation | 4.46% |
| Total Population | 1,032,147 |
| %LatinoCVAP | 23.08% |
| %BlackCVAP | 13.78% |
| %AsianCVAP | 19.13% |
| %IndigenousCVAP | 0.91% |
| %WhiteCVAP | 40.41% |

District: SDAF-WKERN



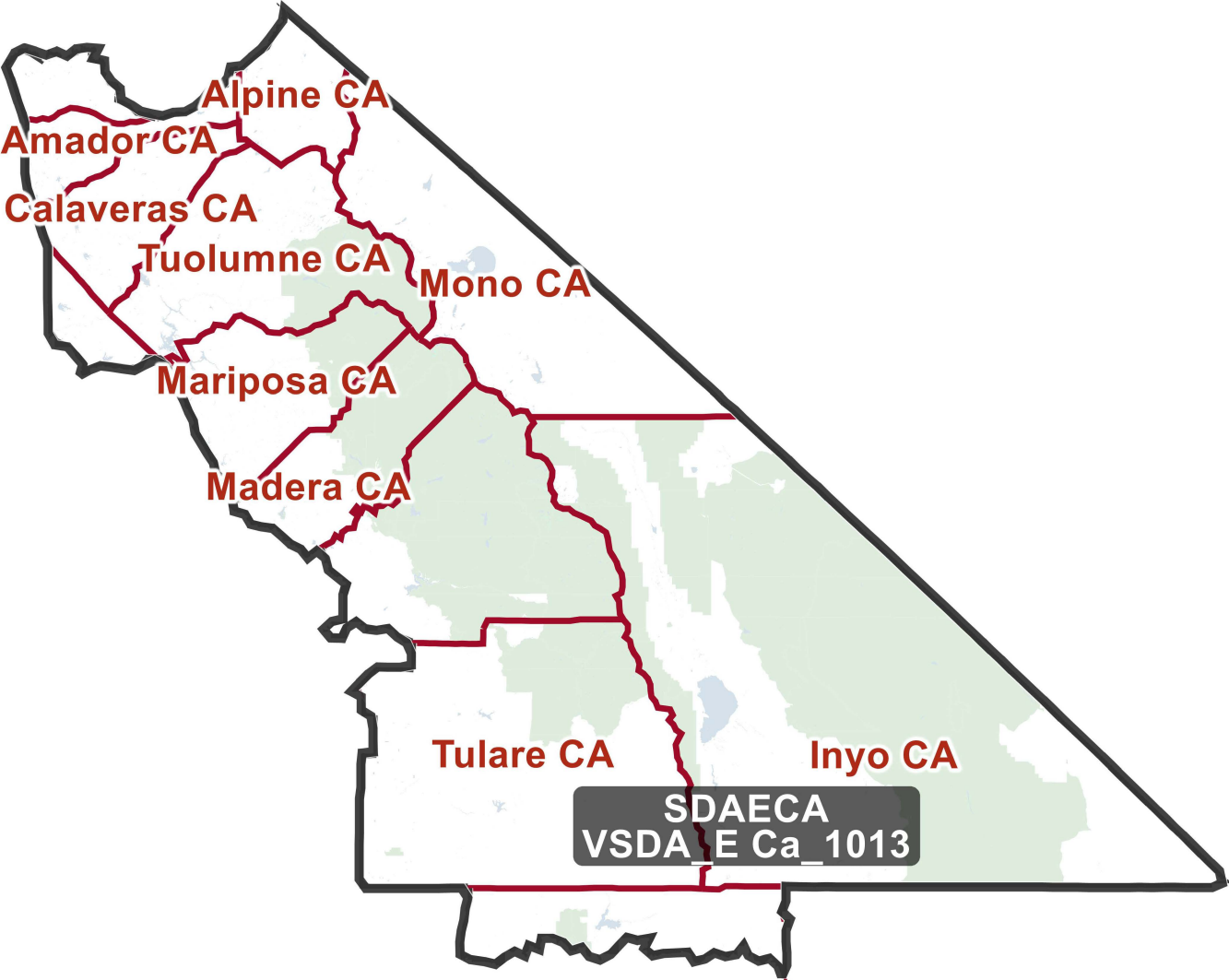
| Field | Value |
|------------------|--------------------|
| Name | fresno-W Kern_1013 |
| % Deviation | -1.43% |
| Total Population | 973,931 |
| %LatinoCVAP | 56.72% |
| %BlackCVAP | 5.94% |
| %AsianCVAP | 5.93% |
| %IndigenousCVAP | 1.06% |
| %WhiteCVAP | 29.57% |

District: SDAM-F



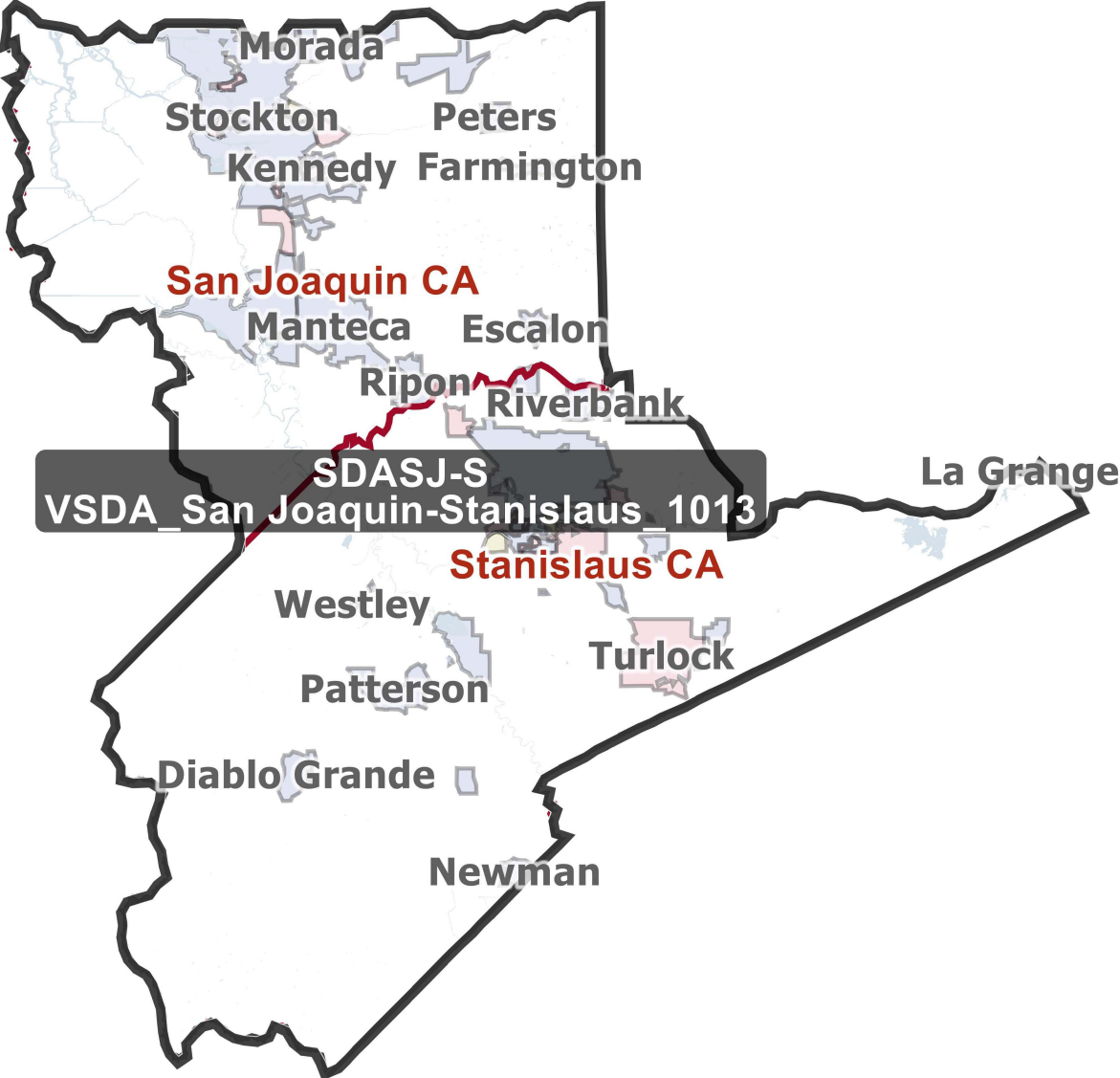
| Field | Value |
|------------------|-------------------|
| Name | SDA_Merced-Fresno |
| % Deviation | 5.59% |
| Total Population | 1,043,337 |
| %LatinoCVAP | 39.77% |
| %BlackCVAP | 5.88% |
| %AsianCVAP | 10.04% |
| %IndigenousCVAP | 1.11% |
| %WhiteCVAP | 42.48% |

District: SDAECA



| Field | Value |
|------------------|----------------|
| Name | VSDA_E Ca_1013 |
| % Deviation | -5.10% |
| Total Population | 937,677 |
| %LatinoCVAP | 28.54% |
| %BlackCVAP | 1.41% |
| %AsianCVAP | 3.48% |
| %IndigenousCVAP | 2.12% |
| %WhiteCVAP | 63.84% |

District: SDASJ-S



| Field | Value |
|------------------|---------------------|
| Name | uin-Stanislaus_1013 |
| % Deviation | 7.93% |
| Total Population | 1,066,485 |
| %LatinoCVAP | 34.81% |
| %BlackCVAP | 7.04% |
| %AsianCVAP | 11.13% |
| %IndigenousCVAP | 1.03% |
| %WhiteCVAP | 44.36% |

District: SDAK-LA-SB

| Field | Value |
|------------------------|---------|
| Name A_Kern-LA-SB_1013 | |
| % Deviation | 1.15% |
| Total Population | 999,458 |
| %LatinoCVAP | 34.01% |
| %BlackCVAP | 10.78% |
| %AsianCVAP | 3.83% |
| %IndigenousCVAP | 1.13% |
| %WhiteCVAP | 49.37% |

